

BALDOR® • RELIANCE 

Product Information Packet

CEM3555T

2HP,3490RPM,3PH,60HZ,145TC,3526M,TEFC,F1

Part Detail							
Revision:	Q	Status:	PRD/A	Change #:		Proprietary:	No
Type:	AC	Elec. Spec:	35WGM774	CD Diagram:	CD0005	Mfg Plant:	
Mech. Spec:	35TT856	Layout:	35LYTT856	Poles:	02	Created Date:	08-03-2010
Base:	RG	Eff. Date:	09-14-2018	Leads:	9#18		

Specs			
Catalog Number:	CEM3555T	Insulation Class:	F
Enclosure:	TEFC	Inverter Code:	Inverter Ready
Frame:	143TC	KVA Code:	M
Frame Material:	Steel	Lifting Lugs:	No Lifting Lugs
Output @ Frequency:	2.000 HP @ 60 HZ	Locked Bearing Indicator:	Locked Bearing
Synchronous Speed @ Frequency:	3600 RPM @ 60 HZ	Motor Lead Quantity/Wire Size:	9 @ 18 AWG
Voltage @ Frequency:	460.0 V @ 60 HZ	Motor Lead Exit:	Ko Box
	230.0 V @ 60 HZ	Motor Lead Termination:	Flying Leads
XP Class and Group:	None	Motor Type:	3526M
XP Division:	Not Applicable	Mounting Arrangement:	F1
Agency Approvals:	UR	Power Factor:	88
	CSA EEV	Product Family:	General Purpose
	CSA	Pulley End Bearing Type:	Ball
Auxillary Box:	No Auxillary Box	Pulley Face Code:	C-Face
Auxillary Box Lead Termination:	None	Pulley Shaft Indicator:	Standard
Base Indicator:	Rigid	Rodent Screen:	None
Bearing Grease Type:	Polyrex EM (-20F +300F)	RoHS Status:	ROHS COMPLIANT
Blower:	None	Shaft Extension Location:	Pulley End

Current @ Voltage:	2.500 A @ 460.0 V	Shaft Ground Indicator:	No Shaft Grounding
	5.000 A @ 230.0 V	Shaft Rotation:	Reversible
	5.300 A @ 208.0 V	Shaft Slinger Indicator:	No Slinger
Design Code:	B	Speed Code:	Single Speed
Drip Cover:	No Drip Cover	Motor Standards:	NEMA
Duty Rating:	CONT	Starting Method:	Direct on line
Electrically Isolated Bearing:	Not Electrically Isolated	Thermal Device - Bearing:	None
Feedback Device:	NO FEEDBACK	Thermal Device - Winding:	None
Front Face Code:	Standard	Vibration Sensor Indicator:	No Vibration Sensor
Front Shaft Indicator:	None	Winding Thermal 1:	None
Heater Indicator:	No Heater	Winding Thermal 2:	None

Nameplate NP3441LUA									
CAT.NO.	CEM3555T								
SPEC	35TT856M774G1								
HP	2								
VOLTS	230/460								
AMPS	5/2.5								
RPM	3490								
FRAME	143TC		HZ	60		PH	3		
SF	1.15		CODE	M		DES	B		CLASS
NEMA NOM. EFF	85.5		PF	88					
RATING	40C AMB-CONT								
CC	010A					USABLE AT 208V	5.3		
ENCL	TEFC		SER						
DE	6205		ODE	6203					
VPWM INVERTER READY									
CT6-60H(10:1)VT3-60H(20:1)	50Hz 2HP 190/380V 5.8/2.9A								
									SF1.0

Parts List		
Part Number	Description	Quantity
SA201169	SA 35TT856M774G1	1.000 EA
RA188473	RA 35TT856M774G1	1.000 EA
NS2512A01	INSULATOR, CONDUIT BOX X	1.000 EA
35CB3009	35 CB W/1.09 DIA. LEAD HOLE @ 6:	1.000 EA
36GS1000SP	GASKET-CONDUIT BOX, .06 THICK #SV-330 LE	1.000 EA
51XB1016A07	10-16 X 7/16 HXWSSLD SERTYB	2.000 EA
11XW1032G06	10-32 X .38, TAPTITE II, HEX WSHR SLTD U	1.000 EA
HW3001B01	BRASS CUP WASHER, FOR #10 SCREW	1.000 EA
35EP3122A00	MASTER ODE,203 BRG,.683SH,#26 DRN,GRSR,F	1.000 EA
HW4500A01	1641B(ALEMITE)400 UNIV, GREASE FITT	1.000 EA
HW5100A03	WAVY WASHER (W1543-017)	1.000 EA
35EP3307D00	MASTER DE,205 BRG,.998SH,#26 DRN,GRSR	1.000 EA
HW4500A01	1641B(ALEMITE)400 UNIV, GREASE FITT	1.000 EA
51XN1032A20	10-32 X 1 1/4 HX WS SL SR	2.000 EA
35FH4005A84SP	IEC FH W/GRSR, NO DIMPLES PRIMED	1.000 EA
51XW1032A06	10-32 X .38, TAPTITE II, HEX WSHR SLTD S	3.000 EA
35CB4521	35 LIPPED CB LID (GALV & PHOSPH)	1.000 EA
35GS1030	35 GS FOR CB LID - LEXIDE	1.000 EA
51XW0832A07	8-32 X .44, TAPTITE II, HEX WSHR SLTD SE	4.000 EA
HW2501D13	KEY, 3/16 SQ X 1.375	1.000 EA
HA7000A01	KEY RETAINER 7/8" DIA SHAFT	1.000 EA
85XU0407S04	4X1/4 U DRIVE PIN STAINLESS	2.000 EA
MJ1000A02	GREASE, POLYREX EM EXXON (USe 4824-15A)	0.050 LB
34FN3002B01	EXTERNAL FAN, PLASTIC, .637/.639 HUB W/	1.000 EA

Parts List (continued)		
Part Number	Description	Quantity
MG1000Y03	MUNSELL 2.53Y 6.70/ 4.60, GLOSS 20,	0.017 GA
HA3100A15	THRUBOLT 10-32 X 8.375	4.000 EA
LC0005E01	CONN.DIA./WARNING LABEL (LC0005/LB1119N)	1.000 EA
NP3441LUA	ALUM SUPER-E VPWM INV READY UL CSA-EEV C	1.000 EA
36PA1000	PKG GRP, PRINT PK1016A06	1.000 EA
MN416A01	TAG-INSTAL-MAINT no wire (1200/bx) 5/18	1.000 EA
FE-0000001	ZRTG FE ASSEMBLY	1.000 EA
PE-0000001	ZRTG PE ASSEMBLY	1.000 EA

AC Induction Motor Performance Data

Record # 52479 - Typical performance - not guaranteed values

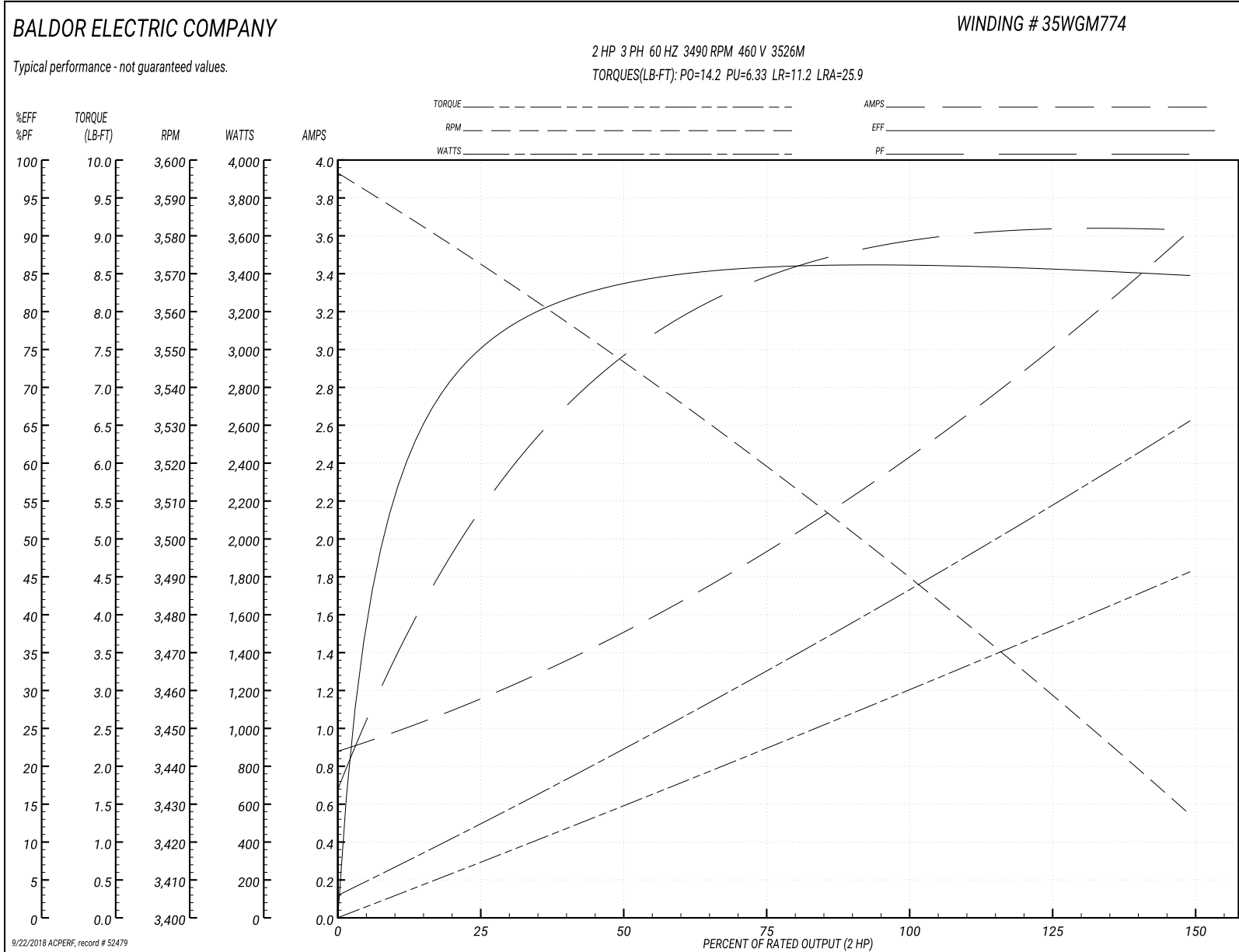
Winding: 35WGM774-R004	Type: 3526M	Enclosure: TEFC
-------------------------------	--------------------	------------------------

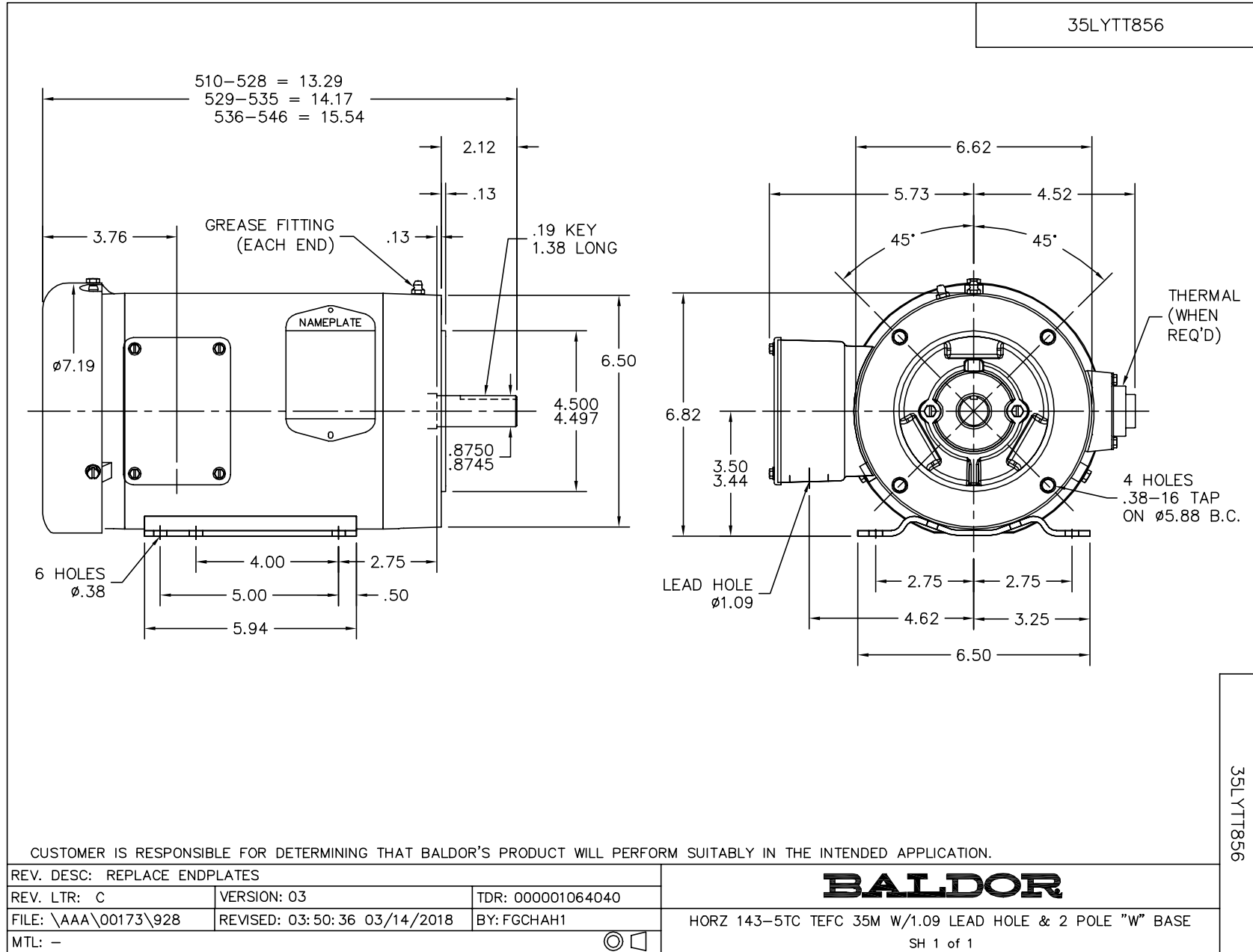
Nameplate Data				460 V, 60 Hz: High Voltage Connection	
Rated Output (HP)	2			Full Load Torque	2.98 LB-FT
Volts	230/460			Start Configuration	direct on line
Full Load Amps	5/2.5			Breakdown Torque	14.2 LB-FT
R.P.M.	3490			Pull-up Torque	6.33 LB-FT
Hz	60	Phase	3	Locked-rotor Torque	11.2 LB-FT
NEMA Design Code	B	KVA Code	M	Starting Current	25.9 A
Service Factor (S.F.)	1.15			No-load Current	0.912 A
NEMA Nom. Eff.	85.5	Power Factor	88	Line-line Res. @ 25°C	6.88 Ω
Rating - Duty	40C AMB-CONT			Temp. Rise @ Rated Load	44°C
S.F. Amps				Temp. Rise @ S.F. Load	52°C
				Locked-rotor Power Factor	49.9
				Rotor inertia	0.0719 LB-FT ²

Load Characteristics 460 V, 60 Hz, 2 HP

% of Rated Load	25	50	75	100	125	150	S.F.
Power Factor	55	75	84	88	90	91	89
Efficiency	73.4	83.6	85.8	86.3	85.8	84.7	86
Speed	3572	3547	3520	3492	3461	3426	3473
Line amperes	1.1	1.47	1.93	2.44	3	3.61	2.78

Performance Graph at 460V, 60Hz, 2.0HP Typical performance - Not guaranteed values





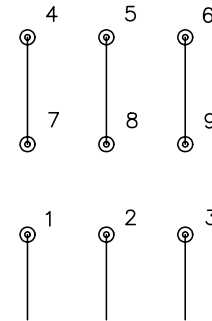
CD0005



LOW VOLTAGE
(2Y)



HIGH VOLTAGE
(1Y)



NOTES:

1. INTERCHANGE ANY TWO LINE LEADS TO REVERSE ROTATION.
2. OPTIONAL THERMOSTATS ARE PROVIDED WHEN SPECIFIED.
3. ACTUAL NUMBER OF INTERNAL PARALLEL CIRCUITS MAY BE A MULTIPLE OF THOSE SHOWN ABOVE.
4. LEAD COLORS ARE OPTIONAL. LEADS MUST ALWAYS BE NUMBERED AS SHOWN.

REV. DESC: REVISE TO SHOW OPTIONAL COLORS

REV. LTR: E BY: JLP

REVISED: 01/19/99 10:15

TDR: 0171435

90000

FILE: AAA00005140

MDL: -

MTL: -

BALDOR ELECTRIC Co.

3PH, DV, 9 LEADS

CD0005